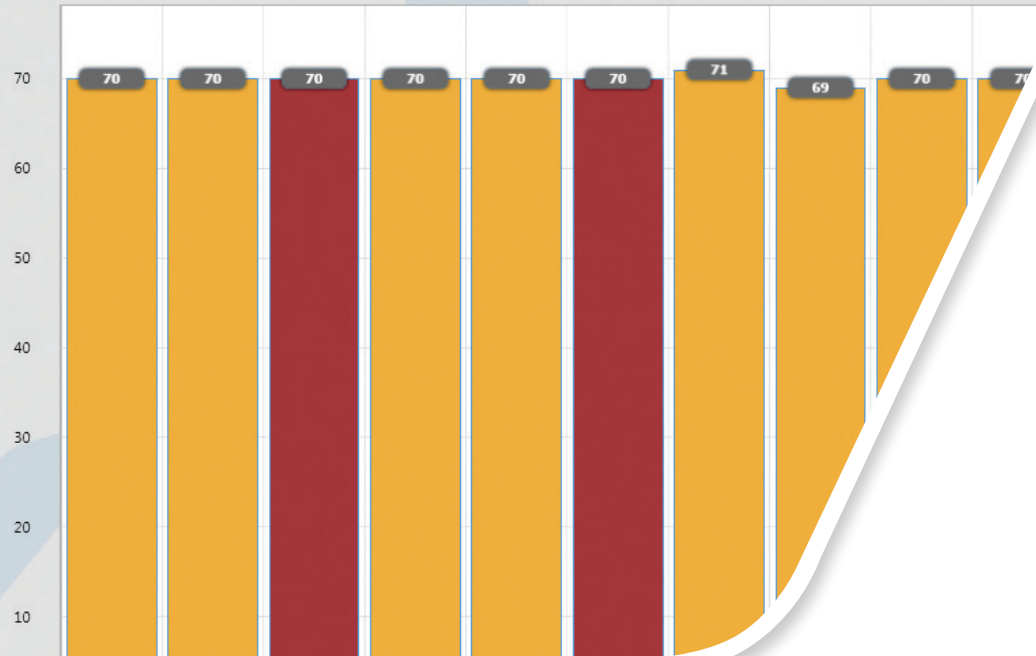


Facility Metrics (LPDemoSim (Pick))

Area Overview (Orders/Hour)



# LP Dashboard

## Pick Performance Dashboard

### Superior Pick Process Visibility

The LP Dashboard™ enables Lightning Pick users to easily view pick rate productivity, accuracy, throughput and other vital statistics in their order fulfillment or manufacturing operations through one 'centralized' software application.

The Dashboard's next generation GUI (Graphical User Interface) enables users to visualize real-time metric data in a variety of high-impact graphical presentations. Intuitive navigation tools arrange your valuable performance data into helpful chart and graph formats.

Simple drag and drop widgets allow Lightning Pick customers to easily configure their own unique dashboard templates. Special widgets can even enable data feeds from video cameras and the internet. So besides a management tool, some customers use Dashboard to share company announcements, weather reports or other updates with employees on LCD displays throughout the facility.

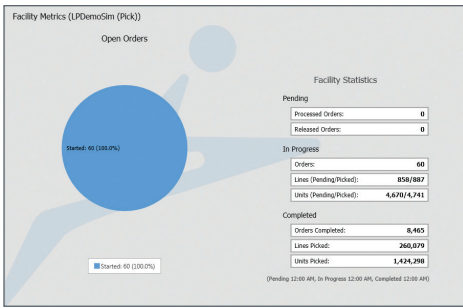
### Special Features

- Drill-Down Productivity views into Facilities, Areas, Zones and Employee level data.
- View KPIs including Pick Rate Productivity, Order Accuracy, Throughput and many others.
- Utilize Drag and Drop Widgets to create your own custom views.
- View operational data in rich graphical presentations.

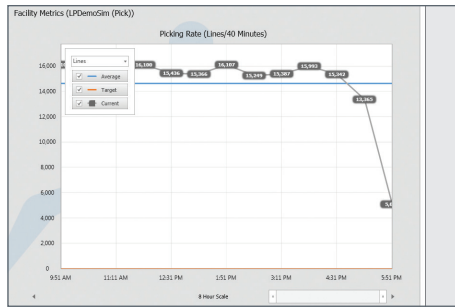


**LIGHTNING PICK**

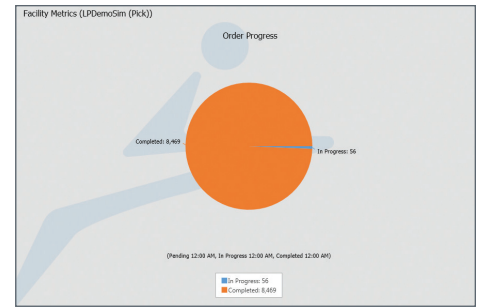
# LP Dashboard Pick Performance Dashboard



Open Orders



Facility Statistics



Order Progress

Facility Metrics (LPDemoSim (Pick))

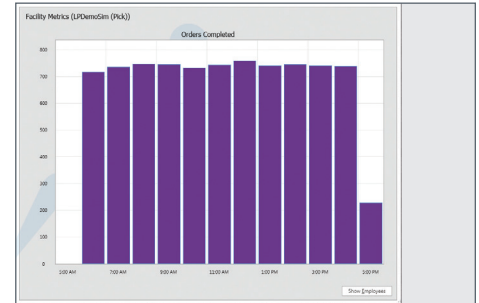
Facility Employee Summary

Picker Name	Current Rate	Target Rate	Orders Touched	Lines Picked	Units Picked	Percent Of Target
Unassigned	80	0	535	535	0	0.0%
George Adewale	47	75	855	11,885	75,815	62.7%
Scott Adams	47	75	855	11,143	72,553	62.7%
Madeleine Baggett	47	75	855	11,200	72,106	62.7%
Elizabeth Bailey	47	75	855	11,181	72,658	62.7%
Erin Caffrey	47	75	855	11,239	72,448	62.7%
Perry Cardonero	47	75	855	11,342	73,579	62.7%
Ashly Dalton	47	75	855	11,277	72,950	62.7%
Nat Dunning	47	75	847	11,238	72,648	62.7%
John Easton	47	75	855	11,787	79,044	62.7%
Caroline Ebanks	47	75	855	12,796	79,089	62.7%
Dawn Edwards	47	75	852	12,811	79,539	62.7%
John Farveth	47	75	852	12,811	79,798	62.7%
Lynne Farlex	47	75	852	11,136	71,913	62.7%
Favian Garret	47	75	852	11,093	71,390	62.7%
Richard Galloway	47	75	852	11,099	71,848	62.7%
Raul Gilman	47	75	804	11,311	67,777	60.0%
Christopher Givens	47	75	852	11,080	71,572	62.7%

Employee Metrics



Video Camera



Orders Completed

## New in Version 6.1

Version 6.1 of Dashboard has significantly expanded features and capabilities including:

- Marquee Mode - Automatic slide-show style display of multiple user-configured Templates.
- XPS Document Display Capability - LP Dashboard now has a new widget that can display an XPS document.
- Web Page Display – Allows you to include Internet data in LP Dashboard. This includes weather, sports, stocks, company data, special announcements, etc.
- Several new Widgets that display enhanced picker productivity data.
- Additional new Pack to Light (also called Put to Light or Put to Store) specific Widgets.

## Advantages

- LP Dashboard provides a 'centralized' view of all critical lightning Pick processes in your operations through a single software application.
- The Dashboard's next generation GUI features intuitive navigation for users to conveniently configure data into meaningful views based on their specific requirements.
- Continuously improve your supply chain processes with better business intelligence.



W229 N2510 Duplainville Road  
Waukesha, WI 53186

Tel: 262.250.2100  
Toll Free: 800.827.8878  
Fax: 855.224.4150

info@lightningpick.com  
lightningpick.com



**Matthews™**  
AUTOMATION SOLUTIONS

Lightning Pick | A part of Matthews Automation Solutions  
Matthews Automation Solutions is a (MATW) Matthews International company.  
© Lightning Pick. All rights reserved.