



# JW & TW Series

## Light Module Series Comparison

### Maximizing Light Module Performance

Lightning Pick's JW Series is an environmentally friendly evolution of the popular TW Series, made with non-toxic materials, that can easily be broken down for recycling. Both series offer a proven 'track light' style design enabling light modules to operate independently, without interconnected cabling, for fast and easy system installation, reconfiguration (reslotting), expansion and maintenance. Both series offer convenient surface mounting to existing rack and shelving systems to reduce installation time and costs.

### Comparing JW & TW Series

The front bezel of both light module series is virtually identical. However new JW features include a fully enclosed casing, and connectivity within the mounting duct is achieved through a thin piece of copper instead of the TW Series' utilization of two stainless steel rails.

### Special Features




- TW Light back is exposed.
- JW Light is fully enclosed.
- TW Series Mounting Duct features twin channels of stainless steel to conduct power and data to lights.
- JW Series Mounting Duct features two thin copper channels to conduct power and data to the lights.




**LIGHTNING PICK**

# JW & TW Series Light Module Series Comparison

## JW SERIES LIGHTS (top) / TW SERIES LIGHTS (bottom)



## JW SERIES DUCT (top) / TW SERIES DUCT (bottom)



**LIGHTNING PICK**

W229 N2510 Duplainville Road  
Waukesha, WI 53186

Tel: 262.250.2100  
Toll Free: 800.827.8878  
Fax: 855.224.4150

info@lightningpick.com  
lightningpick.com



**Matthews™**

AUTOMATION SOLUTIONS

Lightning Pick | A part of Matthews Automation Solutions  
Matthews Automation Solutions is a (MATW) Matthews International company.  
© Lightning Pick. All rights reserved.